TWIN-PL 13

PR ▲

Predĺženie 1000 mm

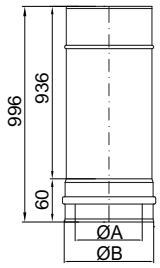

Ø	60 / 100	80 / 125	110 / 160		
A	60	80	110		
B	100	125	160		
kg	1,60	2,02	2,95		

TWIN-PL 14

PR ▲

Predĺženie 500 mm

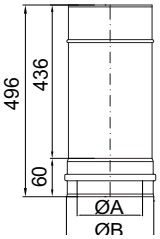

Ø	60 / 100	80 / 125	110 / 160		
A	60	80	110		
B	100	125	160		
kg	0,81	1,03	1,41		

TWIN-PL 15

PR ▲

Predĺženie 250 mm

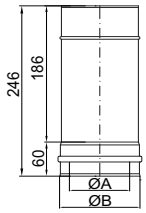

Ø	60 / 100	80 / 125	110 / 160		
A	60	80	110		
B	100	125	160		
kg	0,41	0,51	0,73		

TWIN-PL 10

PR ▲

Predĺženie s kontrolným otvorom

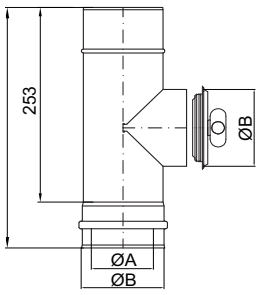

Ø	60 / 100	80 / 125	110 / 160		
A	60	80	110		
B	100	125	160		
kg	0,60	0,82	0,84		

TWIN-PL 308

PR ▲

T-kus 87° s kontrolným otvorom vr. integrovanej prípojky kotla (bez signy)

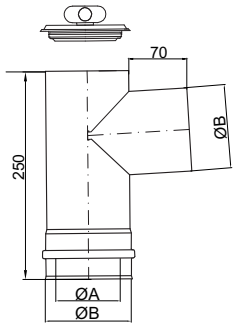

Ø	60 / 100	80 / 125	110 / 160		
A	60	80	110		
B	100	125	160		
kg	0,61	0,70	1,06		

TWIN-PL 16

PR ▲

Koleno 15°

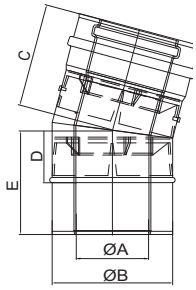

Ø	60 / 100	80 / 125	110 / 160		
A	60	80	110		
B	100	125	160		
C	107	108	111		
D	50	52	54		
E	107	108	111		
kg	0,37	0,46	0,66		

TWIN-PL 17

PR ▲

Koleno 30°

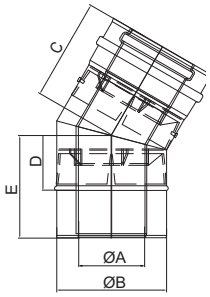

Ø	60 / 100	80 / 125	110 / 160		
A	60	80	110		
B	100	125	160		
C	113	117	121		
D	57	60	65		
E	131	116	121		
kg	0,39	0,50	0,71		

TWIN-PL 18

PR ▲

Koleno 45°

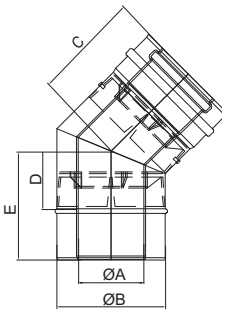

Ø	60 / 100	80 / 125	110 / 160		
A	60	80	110		
B	100	125	160		
C	121	126	133		
D	64	69	77		
E	121	126	133		
kg	0,41	0,56	0,78		

TWIN-PL 64 | PR ▲

Koleno 87°

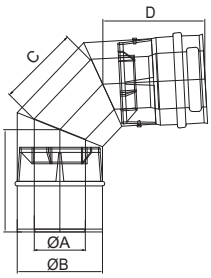

Ø	60 / 100	80 / 125	110 / 160		
A	60	80	110		
B	100	125	160		
C	73	83	97		
D	120	125	132		
E	120	125	132		
kg	0,52	0,60	1,11		

TWIN-PL 60 | PR ▲

Koleno 90°

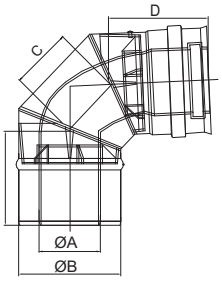

Ø	60 / 100	80 / 125	110 / 160		
A	60	80	110		
B	100	125	160		
C	60	75	97		
D	95	103	132		
E	120	125	132		
kg	0,52	0,60	1,10		

TWIN-PL 498 | PR ▲

Pravouhlé koleno 90°

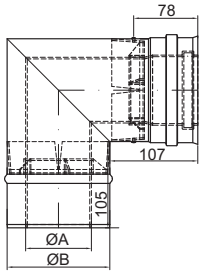

Ø	60 / 100	80 / 125	110 / 160		
A	60	80	110		
B	100	125	160		
kg					

TWIN-PL 67 | PR ▲

Koleno s čistiacim otvorom 87°

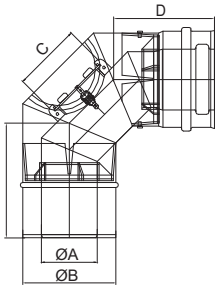

Ø	60 / 100	80 / 125	110 / 160		
A	60	80	110		
B	100	125	160		
C	66	76	78		
D	109	89	100		
E	123	103	95		
kg	0,53	0,74	1,12		

TWIN-PL 19

PR ▲

Koleno s čistiacim otvorom 90°

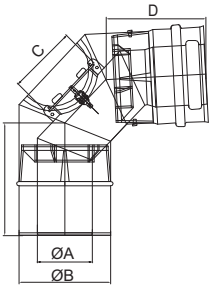

Ø	60 / 100	80 / 125	110 / 160		
A	60	80	110		
B	100	125	160		
C	65	77	97		
D	109	125	132		
E	123	128	132		
kg	0,53	0,61	1,12		

TWIN-PL 358

PR ▲

Terminál zvislý - čierny

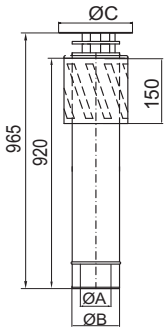

Ø	60 / 100	80 / 125	110 / 160		
A	60	80	110		
B	100	125	160		
C	155	180	215		
kg	1,58	2,01	2,89		

TWIN-PL 359

PR ▲

Terminál zvislý - tehlovo červený

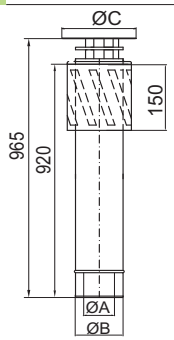

Ø	60 / 100	80 / 125	110 / 160		
A	60	80	110		
B	100	125	160		
C	155	180	215		
kg	1,58	2,01	2,89		

TWINL 31

PR ▲

Golier

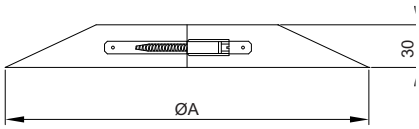

Ø	60 / 100	80 / 125	110 / 160		
A	100	125	160		
kg	0,42	0,50	0,62		

TWIN-PL182

PR ▲

Prípoj kotla bez meracieho otvoru

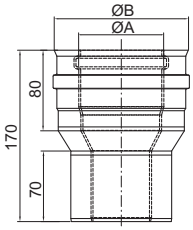

Ø	60 / 100	80 / 125	110 / 160		
A	60	80	110		
B	100	125	160		
kg					

TWIN-PL 51

PR ▲

Merací prvok 200 mm

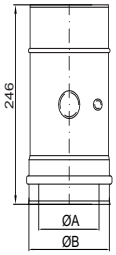

Ø	60 / 100	80 / 125	110 / 160		
A	60	80	110		
B	100	125	160		
kg	0,42	0,52	0,74		

TWIN-PL 36

PR ▲

Výfukový diel vodorovný biely
(RAL 9016 Typ I)

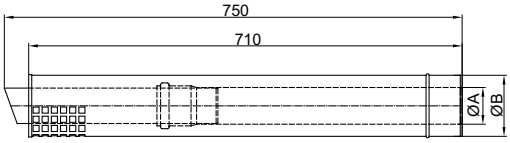

Ø	60 / 100	80 / 125	110 / 160		
A	60	80	110		
B	100	125	160		
kg	1,20	1,52	2,21		

TWIN-PL 72

PR ▲

Výfukový diel vodorovný biely
(RAL 9016 Typ II)

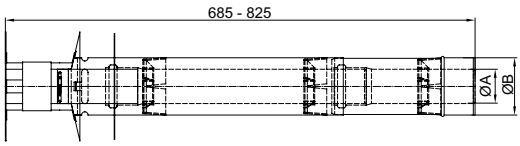

Ø	60 / 100	80 / 125	110 / 160		
A	60	80	110		
B	100	125	160		
kg	1,50	1,86	2,67		

PP423

PR ▲

Bezpečnostný teplotný obmedzovač 120°

Ø	60 / 100	80 / 125	110 / 160		
kg					

PP26

PR ▲

Tesnenie

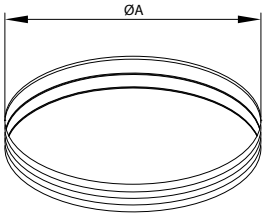

Ø	60 / 100	80 / 125	110 / 160		
A	60	80	110		
kg		nepodstatné			

ALBI26

PR ▲

Vnútorné tesnenie

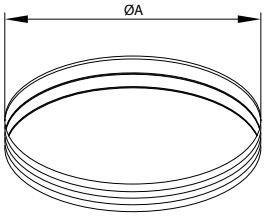

Ø	60 / 100	80 / 125	110 / 160		
A	100	125	160		
kg		nepodstatné			

TWINL45

PR ▲

Spojka

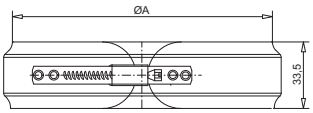

Ø	60 / 100	80 / 125	110 / 160		
A	100	125	160		
kg	0,08	0,10	0,12		

Twin